


E-mail : bhilwara@kanoria.org

Phone : Works 286102, 3,5,6,7 322706  
Fax : (01482) 286104



# A Infrastructure Limited


( FORMERLY SHREE PIPES LIMITED )

Regd. Office & Works : HAMIRGARH - 311025, Distt. Bhilwara (Rajasthan)



(I) (a) Statement showing Shareholding Pattern

| Name of the Company: <b>A INFRASTRUCTURE LTD., HAMIRGARH, BHILWARA</b>                                       |  |   |  |
|--|--|---|--|
| Scrip Code,  |  | Name of the scrip: <b>All</b>                             |  |
|  |  | Class of security: <b>Equity</b>                          |  |
| Quarter ended: <b>31<sup>st</sup> December, 2013</b>   |  |   |  |
| Partly paid-up shares:-  | No. of partly paid-up shares   | As a % of total no. of partly paid-up shares              | As a % of total no. of shares of the company   |
| Held by promoter/promoter group  | -  | -   | -  |
| Held by public   | -  | -   | -  |
| <b>Total</b>   | -  | -   | -  |
| Outstanding convertible securities:-   | No. of outstanding securities  | As a % of total no. of outstanding convertible securities | As a % of total no. of shares of the company, assuming full conversion of the convertible securities |
| Held by promoter/promoter group  | -  | -   | -  |
| Held by public   | -  | -   | -  |
| <b>Total</b>   | -  | -   | -  |
| Warrants:-   | No. of warrants  | As a % of total no. of warrants                           | As a % of total no. of shares of the company, assuming full conversion of Warrants                   |
| Held by promoter/promoter group  | -  | -   | -  |
| Held by public   | -  | -   | -  |
| <b>Total</b>   | -  | -   | -  |
| <b>Total paid-up capital of the company, assuming full conversion of warrants and convertible securities</b> | 10661425 Equity Shares of Rs. 10 Each fully paid up in cash<br>Add: Amount forfeited on 1,83,725 Equity Shares<br>Total Paid up capital of the Company |   | (Amount in Rs.)<br>106614250<br>492751<br>107107001  |




**JAIPUR OFFICE :-**  
Shalimar Complex  
411, III<sup>rd</sup> Floor, Church Road  
JAIPUR, 302 001  
Tele : 2370566, 2369691  
Fax : (0141) 4019691  
e-mail : jaipur@kanoria.org

**DELHI OFFICE :-**  
A-9-A, Green Park Main, III<sup>rd</sup> Floor  
NEW DELHI, 110 016  
Tele : 26961849, 26850488  
26852976  
Fax : (011) 26961358  
e-mail : infrastructure@kanoria.org

**MUMBAI OFFICE :-**  
Veena Beena Arcade, I<sup>st</sup> Floor  
122, Guru Nanak Road  
Opp. : Bandra Railway Station  
Bandra West, MUMBAI, 400 050  
Tele : 32017070, Fax : (022) 26424567  
e-mail : mumbai@kanoria.org


| Category code | Category of shareholder                                     | Number of shareholders | Total number of shares | Number of shares held in dematerialized form | Total shareholding as a percentage of total number of shares |                                  | Shares Pledged or otherwise encumbered |  |
|---------------|---|------------------------|------------------------|--|--|----------------------------------|--|--|
|               |   |                        |                        |  | As a percentage of (A+B) <sup>1</sup> (VI)                   | As a percentage of (A+B+C) (VII) | Number of Shares (VIII)                | As a percentage (IX) = (VIII) / (IV) * 100 |
| (I)           | (II)  | (III)                  | (IV)                   | (V)  | (VI)   | (VII)                            | (VIII)                                 | (IX)                                       |
|               | <b>Promoter and Promoter Group<sup>2</sup></b>              |                        |                        |  |  |                                  |  |  |
| <b>(1)</b>    | <b>Indian</b>   |                        |                        |  |  |                                  |  |  |
| (a)           | Individuals/ Hindu Undivided Family                         | 2                      | 200100                 | NIL  | 1.88%  | 1.88%                            | -                                      | -  |
| (b)           | Central Government/ State Government(s)                     | 0                      | 0                      | 0  | 0  | 0                                | -                                      | -  |
| (c)           | Bodies Corporate  | 7                      | 7683685                | NIL  | 72.07%   | 72.07%                           | -                                      | -  |
| (d)           | Financial Institutions/ Banks                               | 0                      | 0                      | 0  | 0  | 0                                | -                                      | -  |
| (e)           | Any Other (specify)   | 0                      | 0                      | 0  | 0  | 0                                | -                                      | -  |
|               | <b>Sub-Total (A)(1)</b>                                     | <b>9</b>               | <b>7883785</b>         |  | <b>73.95%</b>  | <b>73.95%</b>                    | -                                      | -  |
| <b>(2)</b>    | <b>Foreign</b>  |                        |                        |  |  |                                  |  |  |
| (a)           | Individuals (Non-Resident Individuals/ Foreign Individuals) | 0                      | 0                      | 0  | 0  | 0                                | -                                      | -  |
| (b)           | Bodies Corporate  | 0                      | 0                      | 0  | 0  | 0                                | -                                      | -  |
| (c)           | Institutions  | 0                      | 0                      | 0  | 0  | 0                                | -                                      | -  |
| (d)           | Any Other (specify)   | 0                      | 0                      | 0  | 0  | 0                                | -                                      | -  |
|               | <b>Sub-Total (A)(2)</b>                                     | <b>0</b>               | <b>0</b>               | <b>0</b>                                     |  |                                  | -                                      | -  |



<sup>1</sup> For determining public shareholding for the purpose of Clause 40A.

<sup>2</sup> For definitions of "Promoter" and "Promoter Group", refer to Clause 40A.

| Category code | Category of shareholder   | Number of shareholders | Total number of shares | Number of shares held in dematerialized form | Total shareholding as a percentage of total number of shares |                                  | Shares Pledged or otherwise encumbered |  |
|---------------|---|------------------------|------------------------|--|--|----------------------------------|--|--|
|               |   |                        |                        |  | As a percentage of (A+B) <sup>1</sup> (VI)                   | As a percentage of (A+B+C) (VII) | Number of Shares (VIII)                | As a percentage (IX) (VIII) / (IV) * 100 |
| (I)           | (II)  | (III)                  | (IV)                   | (V)  | (VI)   | (VII)                            | (VIII)                                 | (IX)                                     |
|               | <b>Total Shareholding of Promoter and Promoter Group</b><br>(A) = (A)(1)+(A)(2) | 9                      | 7883785                | 0  | 73.95%   | 73.95%                           | -                                      | -  |
| (B)           | <b>Public shareholding<sup>3</sup></b>  |                        |                        |  |  |                                  |  |  |
| (1)           | <b>Institutions</b>   |                        |                        |  |  |                                  |  |  |
| (a)           | Mutual Funds/UTI  | 0                      | 0                      | 0  | 0  | 0                                | -                                      | -  |
| (b)           | Financial Institutions/ Banks   | 1                      | 301650                 | 0  | 2.83%  | 2.83%                            | -                                      | -  |
| (c)           | Central Government/ State Government(s)   | 0                      | 0                      | 0  | 0  | 0                                | -                                      | -  |
| (d)           | Venture Capital Funds   | 0                      | 0                      | 0  | 0  | 0                                | -                                      | -  |
| (e)           | Insurance Companies   | 0                      | 0                      | 0  | 0  | 0                                | -                                      | -  |
| (f)           | Foreign Institutional Investors   | 0                      | 0                      | 0  | 0  | 0                                | -                                      | -  |
| (g)           | Foreign Venture Capital Investors   | 0                      | 0                      | 0  | 0  | 0                                | -                                      | -  |
| (h)           | Any Other (specify)   | 0                      | 0                      | 0  | 0  | 0                                | -                                      | -  |
|               | <b>Sub-Total (B)(1)</b>   | 1                      | 301650                 | 0  | 2.83%  | 2.83%                            | -                                      | -  |
| (2)           | <b>Non-institutions</b>   |                        |                        |  |  |                                  |  |  |
| (a)           | Bodies Corporate  | 17                     | 2092130                | 0  | 19.62%   | 19.62%                           | -                                      | -  |



<sup>3</sup> For definitions of "Public Shareholding", refer to Clause 40A.

| Category code | Category of shareholder   | Number of shareholders | Total number of shares | Number of shares held in dematerialized form | Total shareholding as a percentage of total number of shares |                                  | Shares Pledged or otherwise encumbered |  |
|---------------|---|------------------------|------------------------|--|--|----------------------------------|--|--|
|               |   |                        |                        |  | As a percentage of (A+B) <sup>1</sup> (VI)                   | As a percentage of (A+B+C) (VII) | Number of Shares (VIII)                | As a percentage (IX) = (VIII) / (IV) * 100 |
| (I)           | (II)  | (III)                  | (IV)                   | (V)  | (VI)   | (VII)                            | (VIII)                                 | (IX)                                       |
| (b)           | Individuals - Individual shareholders holding nominal share capital up to Rs. 1 lakh. | 1803                   | 329360                 | 0  | 3.09%  | 3.09%                            | -                                      | -  |
|               | Ind. Shareholders holding nominal share capital in excess of Rs. 1 lakh.              | 0                      | 0                      | 0  | 0  | 0                                | -                                      | -  |
| (c)           | Any Other (NRI)   | 130                    | 54500                  | 0  | 0.51%  | 0.51%                            | -                                      | -  |
|               | <b>Sub-Total (B)(2)</b>   | <b>1950</b>            | <b>2475990</b>         | <b>0</b>                                     | <b>23.22%</b>  | <b>23.22%</b>                    | -                                      | -  |
|               | <b>Total Public Shareholding (B) = (B)(1)+(B)(2)</b>                                  | <b>1951</b>            | <b>2777640</b>         | <b>0</b>                                     | <b>26.05%</b>  | <b>26.05%</b>                    | -                                      | -  |
|               | <b>TOTAL (A)+(B)</b>  | <b>1960</b>            | <b>10661425</b>        |  | <b>100%</b>  | <b>100%</b>                      | -                                      | -  |
| (C)           | Shares held by Custodians and against which Depository Receipts have been issued      | xxx                    | xxx                    |  | xxx  |                                  | -                                      | -  |
| (1)           | Promoter and Promoter Group   |                        |                        |  |  |                                  | -                                      | -  |
| (2)           | Public  |                        |                        |  |  |                                  | -                                      | -  |
|               | <b>GRAND TOTAL (A)+(B)+(C)</b>  | <b>1960</b>            | <b>10661425</b>        | <b>0</b>                                     | <b>100%</b>  | <b>100%</b>                      | -                                      | -  |

NA – Not applicable



| Category code | Category of shareholder   | Number of shareholders | Total number of shares | Number of shares held in dematerialized form | Total shareholding as a percentage of total number of shares |                                  | Shares Pledged or otherwise encumbered |  |
|---------------|---|------------------------|------------------------|--|--|----------------------------------|--|--|
|               |   |                        |                        |  | As a percentage of (A+B) <sup>1</sup> (VI)                   | As a percentage of (A+B+C) (VII) | Number of Shares (VIII)                | As a percentage (IX) = (VIII) / (IV) * 100 |
| (I)           | (II)  | (III)                  | (IV)                   | (V)  | (VI)   | (VII)                            | (VIII)                                 | (IX)                                       |
| (b)           | Individuals - Individual shareholders holding nominal share capital up to Rs. 1 lakh. | 1803                   | 329360                 | 0  | 3.09%  | 3.09%                            | -                                      | -  |
|               | Ind. Shareholders holding nominal share capital in excess of Rs. 1 lakh.              | 0                      | 0                      | 0  | 0  | 0                                | -                                      | -  |
| (c)           | Any Other (NRI)   | 130                    | 54500                  | 0  | 0.51%  | 0.51%                            | -                                      | -  |
|               | <b>Sub-Total (B)(2)</b>   | <b>1950</b>            | <b>2475990</b>         | <b>0</b>                                     | <b>23.22%</b>  | <b>23.22%</b>                    | -                                      | -  |
|               | <b>Total Public Shareholding (B)= (B)(1)+(B)(2)</b>                                   | <b>1951</b>            | <b>2777640</b>         | <b>0</b>                                     | <b>26.05%</b>  | <b>26.05%</b>                    | -                                      | -  |
|               | <b>TOTAL (A)+(B)</b>  | <b>1960</b>            | <b>10661425</b>        |  | <b>100%</b>  | <b>100%</b>                      | -                                      | -  |
| (C)           | Shares held by Custodians and against which Depository Receipts have been issued      | xxx                    | xxx                    |  | xxx  |                                  | -                                      | -  |
| (1)           | Promoter and Promoter Group   |                        |                        |  |  |                                  |  |  |
| (2)           | Public  |                        |                        |  |  |                                  |  |  |
|               | <b>GRAND TOTAL (A)+(B)+(C)</b>  | <b>1960</b>            | <b>10661425</b>        | <b>0</b>                                     | <b>100%</b>  | <b>100%</b>                      | -                                      | -  |


NA – Not applicable



(1)(b) Statement showing holdings of securities (including shares,warrants,convertible securities) of persons belonging to the category "Promoter and Promoter Group"

| S.N | Name of the shareholder | Details of Shares held |                                       | Encumbered shares(*) |                 |   | Details of warrants  |   | Details of convertible securities     |   | Total Shares (including underlying shares assuming full conversion of warrants and convertible securities) as a % of diluted share capital. |
|-----|-------------------------|------------------------|---------------------------------------|----------------------|-----------------|---|----------------------|---|---------------------------------------|---|---|
|     |                         | No. of shares held     | As a % of grand total (A) + (B) + (C) | No.                  | As a percentage | As a % of grand total (A) + (B) + (C) of sub-clause (I) (a) | No. of Warrants held | As a % Total number of warrants Of the same class | Number of convertible securities held | As a % total number of convertible securities of the same class |   |
|     |                         |                        |                                       |                      |                 |   |                      |   |                                       |   |   |

(VI) =  
(V) /



| (II)                            | (III)          | (IV)         | (V) | (III)*<br>100 | (VII) | (VIII) | (IX) | (X) | (XI) | (XII)          |
|---------------------------------|----------------|--------------|-----|---------------|-------|--------|------|-----|------|----------------|
| 1. Mr. Binod Kumar Kanoria      | 1500           | 0.01         |     |               |       |        |      |     |      | 1500           |
| 2. Mr. Sanjay Kumar Kanoria     | 198600         | 1.87         |     |               |       |        |      |     |      | 198600         |
| 3. Ganga Projects Pvt. Ltd.     | 1979510        | 18.57        |     |               |       |        |      |     |      | 1979510        |
| 4. Anchal Fin Trade Pvt. Ltd.   | 1385000        | 12.99        |     |               |       |        |      |     |      | 1385000        |
| 5. Alok Fin Trade Pvt. Ltd.     | 1613125        | 15.13        |     |               |       |        |      |     |      | 1613125        |
| 6. B.S. Traders Pvt. Ltd.       | 1863550        | 17.48        |     |               |       |        |      |     |      | 1863550        |
| 7. Nandit Inv. Co. Ltd.         | 47500          | 0.45         |     |               |       |        |      |     |      | 47500          |
| 8. Kanoria Properties Pvt. Ltd. | 195000         | 1.82         |     |               |       |        |      |     |      | 195000         |
| 9. Land Mark Dealers Pvt. Ltd.  | 600000         | 5.63         |     |               |       |        |      |     |      | 600000         |
| <b>TOTAL</b>                    | <b>7883785</b> | <b>73.95</b> |     |               |       |        |      |     |      | <b>7883785</b> |

(I)(c)(i) Statement showing holding of securities (including shares, warrants, convertible securities) of persons belonging to the category "Public" and holding more than 1% of the total number of shares

| Sr. No. | Name of the shareholder | Details of shares held | Shares as a % of total number of shares (i.e., Grand Total (A)+(B)+(C) Indicated in Statement at para (i)) | Details of warrants | Details of convertible securities | Total shares (including underlying shares assuming full conversion of warrants and convertible securities) as a % of diluted share capital |
|---------|-------------------------|------------------------|--|---------------------|-----------------------------------|--|
|         |                         |                        |  |                     |                                   |  |



|    |  |                |               | Number<br>Of<br>Warrants<br>held | As a %<br>Total<br>number<br>Of<br>warrants<br>of the<br>same<br>class | Number<br>of conv<br>ertible<br>secu<br>rities<br>held | % w.r.t.<br>Total<br>number of<br>convertible<br>securities of<br>the same<br>class |                |
|----|--|----------------|---------------|----------------------------------|--|--|---|----------------|
| 1. | Rajasthan Industrial Investment Corporation Ltd. | 301650         | 2.83%         |                                  |  |  |   | 301650         |
| 2. | Nathdwara Fibre Cement Products Ltd.             | 1181920        | 11.09%        |                                  |  |  |   | 1181920        |
| 3. | Generatio Next Medical Services Pvt. Ltd.        | 463060         | 4.34%         |                                  |  |  |   | 463060         |
| 4. | Shurya Production Company Pvt. Ltd.              | 330000         | 3.09%         |                                  |  |  |   | 330000         |
|    | <b>TOTAL</b>                                     | <b>2276630</b> | <b>21.35%</b> |                                  |  |  |   | <b>2276630</b> |

(1)(c)(ii) Statement showing holding of securities (including shares, warrants, convertible securities) of persons together with PAC) belonging to the category "Public" and holding more than 5% of the total number of shares

| Sr. No. | Name of the shareholder | Details of shares held | Shares as a % of total number of shares (i.e., Grand Total (A)+(B)+(C) Indicated in | Details of warrants | Details of convertible securities | Total shares (including underlying shares assuming full conversion of warrants and convertible securities) as a % of diluted share capital |
|---------|-------------------------|------------------------|---|---------------------|-----------------------------------|--|
|         |                         |                        |   |                     |                                   |  |





|    |  |                |               | Number<br>Of<br>Warrants<br>held | As a %<br>Total<br>number<br>Of<br>warrants<br>of the<br>same<br>class | Number<br>of conv<br>ertible<br>secu<br>rities<br>held | % w.r.t.<br>Total<br>number of<br>convertible<br>securities of<br>the same<br>class |                |
|----|--|----------------|---------------|----------------------------------|--|--|---|----------------|
| 1. | Nathdwara Fibre<br>Cement Products<br>Ltd. | 1181920        | 11.09%        |                                  |  |  |   | 1181920        |
|    | <b>TOTAL</b>                               | <b>1181920</b> | <b>11.09%</b> |                                  |  |  |   | <b>1181920</b> |

(I)(d) Statement showing details of locked-in shares

| Sr.<br>No. | Name of the shareholder | Number of<br>locked-in shares | Locked-in shares as a percentage of total number of shares<br>{i.e., Grand Total (A)+(B)+(C) indicated in Statement at para<br>(I)(a) above} |
|------------|-------------------------|-------------------------------|--|
| 1.         |                         |                               |  |
| 2.         |                         |                               |  |
|            | <b>TOTAL</b>            |                               |  |

(II)(a) Statement showing details of Depository Receipts (DRs)



| Sr. No. | Type of outstanding DR (ADRs, GDRs, SDRs, etc.) | Number of outstanding DRs | Number of shares underlying outstanding DRs | Shares underlying outstanding DRs as a percentage of total number of shares {i.e., Grand Total (A)+(B)+(C) indicated in Statement at para (I)(a) above} |
|---------|---|---------------------------|---|---|
| 1.      |   |                           |   |   |
| 2.      |   |                           |   |   |
| TOTAL   |   |                           |   |   |

(II)(b) Statement showing holding of Depository Receipts (DRs), where underlying shares held by 'promoter/promoter group' are in excess of 1% of the total numbers of shares

| Sr. No. | Name of the DR Holder | Type of outstanding DR (ADRs, GDRs, SDRs, etc.) | Number of shares underlying outstanding DRs | Shares underlying outstanding DRs as a percentage of total number of shares {i.e., Grand Total (A)+(B)+(C) indicated in Statement at para (I)(a) above} |
|---------|-----------------------|---|---|---|
| 1.      |                       |   |   |   |
| 2.      |                       |   |   |   |
| TOTAL   |                       |   |   |   |

(III) (a) Statement showing the voting pattern of shareholders, if more than one class of shares/securities is issued by the issuer.


(Give description of voting rights for each class of security.

Class X:


Class Y:

Class Z :)

| Category code | Category of shareholder (II) | Number of Voting Rights held in each class of securities |              |             | Total Voting Rights (III+IV+V) (VI) | Total Voting Rights i.e. (VI)  |                                   |
|---------------|------------------------------|--|--------------|-------------|-------------------------------------|--------------------------------|-----------------------------------|
|               |                              | Class X (III)  | Class Y (IV) | Class Z (V) |                                     | As a percentage of (A+B) (VII) | As a percentage of (A+B+C) (VIII) |
| (I)           |                              |  |              |             |                                     |                                |                                   |




|     |   |  |  |  |  |  |  |
|-----|---|--|--|--|--|--|--|
| (A) | Promoter and Promoter Group   |  |  |  |  |  |  |
| (1) | Indian  |  |  |  |  |  |  |
| (a) | Individuals/ Hindu Undivided Family   |  |  |  |  |  |  |
| (b) | Central Government / State Government(s)  |  |  |  |  |  |  |
| (c) | Bodies Corporate  |  |  |  |  |  |  |
| (d) | Financial Institutions/ Banks   |  |  |  |  |  |  |
| (e) | Any Other(specify)  |  |  |  |  |  |  |
|     | Sub-Total (A)(1)  |  |  |  |  |  |  |
| (2) | Foreign   |  |  |  |  |  |  |
| (a) | Individuals (Non-Resident Individuals/ Foreign Individuals)   |  |  |  |  |  |  |
| (b) | Bodies Corporate  |  |  |  |  |  |  |
| (c) | Institutions  |  |  |  |  |  |  |
| (d) | Any Other (specify)   |  |  |  |  |  |  |
|     | Sub-Total (A)(2)  |  |  |  |  |  |  |
|     | Total Shareholding of Promoter and Promoter Group (A)= (A)(1)+(A)(2)  |  |  |  |  |  |  |
| (B) | Public shareholding   |  |  |  |  |  |  |
| (1) | Institutions  |  |  |  |  |  |  |
| (a) | Mutual Funds/UTI  |  |  |  |  |  |  |
| (b) | Financial Institutions/Banks  |  |  |  |  |  |  |
| (c) | Central Government/ State Government(s)   |  |  |  |  |  |  |
| (d) | Venture Capital Funds   |  |  |  |  |  |  |
| (e) | Insurance Companies   |  |  |  |  |  |  |
| (f) | Foreign Institutional Investors   |  |  |  |  |  |  |
| (g) | Foreign Venture Capital Investors   |  |  |  |  |  |  |
| (h) | Any Other (specify)   |  |  |  |  |  |  |
|     | Sub-Total (B)(1)  |  |  |  |  |  |  |
| (2) | Non-institutions  |  |  |  |  |  |  |
| (a) | Bodies Corporate  |  |  |  |  |  |  |
| (b) | Individuals - Individual shareholders holding nominal share capital up to Rs. 1 lakh. Individual shareholders |  |  |  |  |  |  |



|     |  |  |  |  |  |  |
|-----|--|--|--|--|--|--|
|     | holding nominal share capital in excess of Rs. 1 lakh.                           |  |  |  |  |  |
| (c) | Any Other (NRI)  |  |  |  |  |  |
|     | Sub-Total (B)(2)   |  |  |  |  |  |
|     | Total Public Shareholding (B)= (B)(1)+(B)(2)                                     |  |  |  |  |  |
|     | TOTAL (A)+(B)  |  |  |  |  |  |
| (C) | Shares held by Custodians and against which Depository Receipts have been issued |  |  |  |  |  |
|     | GRAND TOTAL (A)+(B)+(C)  |  |  |  |  |  |

**For A Infrastructure Limited**

  
 Director
 