

# A INFRASTRUCTURE LIMITED

(I) (a) Statement showing Shareholding Pattern

<b>Name of the Company: A INFRASTRUCTURE LTD., HAMIRGARH, BHILWARA</b>			
<b>Scrip Code,</b>	<b>Name of the scrip: AIL</b>		<b>Class of security: Equity</b>
<b>Quarter ended: 30th September, 2013</b>			
<b>Partly paid-up shares:-</b>	<b>No. of partly paid-up shares</b>	<b>As a % of total no. of partly paid-up shares</b>	<b>As a % of total no. of shares of the company</b>
Held by promoter/promoter group	-	-	-
Held by public	-	-	-
<b>Total</b>	-	-	-
<b>Outstanding convertible securities:-</b>	<b>No. of outstanding securities</b>	<b>As a % of total no. of outstanding convertible securities</b>	<b>As a % of total no. of shares of the company, assuming full conversion of the convertible securities</b>
Held by promoter/promoter group	-	-	-
Held by public	-	-	-
<b>Total</b>	-	-	-
<b>Warrants:-</b>	<b>No. of warrants</b>	<b>As a % of total no. of warrants</b>	<b>As a % of total no. of shares of the company, assuming full conversion of Warrants</b>
Held by promoter/promoter group	-	-	-
Held by public	-	-	-
<b>Total</b>	-	-	-
<b>Total paid-up capital of the company, assuming full conversion of warrants and convertible securities</b>	10661425 Equity Shares of Rs. 10 Each fully paid up in cash Add: Amount forfeited on 1,83,725 Equity Shares Total Paid up capital of the Company		(Amount in Rs.) 106614250  492751 107107001



# A INFRASTRUCTURE LIMITED

Category code	Category of shareholder	Number of shareholders	Total number of shares	Number of shares held in dematerialized form	Total shareholding as a percentage of total number of shares		Shares Pledged or otherwise encumbered	
					As a percentage of (A+B) <sup>1</sup> (VI)	As a percentage of (A+B+C) (VII)	Number of Shares (VIII)	As a percentage (IX) = (VIII) / (IV) * 100
(I)	(II)	(III)	(IV)	(V)	(VI)	(VII)	(VIII)	(IX)
<b>(A)</b>	<b>Promoter and Promoter Group<sup>2</sup></b>							
<b>(1)</b>	<b>Indian</b>							
(a)	Individuals/ Hindu Undivided Family	2	200100	NIL	1.88%	1.88%	-	-
(b)	Central Government/ State Government(s)	0	0	0	0	0	-	-
(c)	Bodies Corporate	7	7683685	NIL	72.07%	72.07%	-	-
(d)	Financial Institutions/ Banks	0	0	0	0	0	-	-
(e)	Any Other (specify)	0	0	0	0	0	-	-
	<b>Sub-Total (A)(1)</b>	<b>9</b>	<b>7883785</b>		<b>73.95%</b>	<b>73.95%</b>	-	-
<b>(2)</b>	<b>Foreign</b>							
(a)	Individuals (Non-Resident Individuals/ Foreign Individuals)	0	0	0	0	0	-	-
(b)	Bodies Corporate	0	0	0	0	0	-	-
(c)	Institutions	0	0	0	0	0	-	-
(d)	Any Other (specify)	0	0	0	0	0	-	-
	<b>Sub-Total (A)(2)</b>	<b>0</b>	<b>0</b>	<b>0</b>			-	-
	<b>Total Shareholding of Promoter and Promoter Group (A)= (A)(1)+(A)(2)</b>	<b>9</b>	<b>7883785</b>	<b>0</b>	<b>73.95%</b>	<b>73.95%</b>	-	-

<sup>1</sup> For determining public shareholding for the purpose of Clause 40A.

<sup>2</sup> For definitions of "Promoter" and "Promoter Group", refer to Clause 40A.





## A INFRASTRUCTURE LIMITED

Category code	Category of shareholder	Number of shareholders	Total number of shares	Number of shares held in dematerialized form	Total shareholding as a percentage of total number of shares		Shares Pledged or otherwise encumbered	
					As a percentage of (A+B) <sup>1</sup> (VI)	As a percentage of (A+B+C) (VII)	Number of Shares (VIII)	As a percentage (IX) = (VIII) / (IV) * 100
(I)	(II)	(III)	(IV)	(V)				
<b>(B)</b>	<b>Public shareholding<sup>3</sup></b>							
<b>(1)</b>	<b>Institutions</b>							
(a)	Mutual Funds/UTI	0	0	0	0	0	-	-
(b)	Financial Institutions/ Banks	1	301650	0	2.83%	2.83%	-	-
(c)	Central Government/ State Government(s)	0	0	0	0	0	-	-
(d)	Venture Capital Funds	0	0	0	0	0	-	-
(e)	Insurance Companies	0	0	0	0	0	-	-
(f)	Foreign Institutional Investors	0	0	0	0	0	-	-
(g)	Foreign Venture Capital Investors	0	0	0	0	0	-	-
(h)	Any Other (specify)	0	0	0	0	0	-	-
	<b>Sub-Total (B)(1)</b>	<b>1</b>	<b>301650</b>	<b>0</b>	<b>2.83%</b>	<b>2.83%</b>	-	-
<b>(2)</b>	<b>Non-institutions</b>							
(a)	Bodies Corporate	17	2092130	0	19.62%	19.62%	-	-
(b)	Individuals - Individual shareholders holding nominal share capital up to Rs. 1 lakh.	1803	329360	0	3.09%	3.09%	-	-
	Ind. Shareholders holding nominal share capital in excess of Rs. 1 lakh.	0	0	0	0	0	-	-
(c)	Any Other (NRI)	130	54500	0	0.51%	0.51%	-	-
	<b>Sub-Total (B)(2)</b>	<b>1950</b>	<b>2475990</b>	<b>0</b>	<b>23.22%</b>	<b>23.22%</b>	-	-
	<b>Total Public Shareholding (B)= (B)(1)+(B)(2)</b>	<b>1951</b>	<b>2777640</b>	<b>0</b>	<b>26.05%</b>	<b>26.05%</b>	-	-
	<b>TOTAL (A)+(B)</b>	<b>1960</b>	<b>10661425</b>		<b>100%</b>	<b>100%</b>	-	-

<sup>3</sup> For definitions of "Public Shareholding", refer to Clause 40A.



# A INFRASTRUCTURE LIMITED

Category code	Category of shareholder	Number of shareholders	Total number of shares	Number of shares held in dematerialized form	Total shareholding as a percentage of total number of shares		Shares Pledged or otherwise encumbered	
					As a percentage of (A+B) <sup>1</sup> (VI)	As a percentage of (A+B+C) (VII)	Number of Shares (VIII)	As a percentage (IX) = (VIII) / (IV) * 100
(I)	(II)	(III)	(IV)	(V)	(VI)	(VII)	(VIII)	(IX)
(C)	Shares held by Custodians and against which Depository Receipts have been issued	xxx	xxx		xxx		-	-
(1)	Promoter and Promoter Group							
(2)	Public							
	<b>GRAND TOTAL (A)+(B)+(C)</b>	<b>1960</b>	<b>10661425</b>	<b>0</b>	<b>100%</b>	<b>100%</b>	-	-


NA – Not applicable



# A INFRASTRUCTURE LIMITED

(I)(b) Statement showing holdings of securities (including shares,warrants,convertible securities) of persons belonging to the category "Promoter and Promoter Group"

S.N	Name of the shareholder	Details of Shares held		Encumbered shares(*)			Details of warrants		Details of convertible securities		Total Shares (including underlying shares assuming full conversion of warrants and convertible securities)as A % of diluted share capital.
		No. of shares held	As a % of grand total (A) + (B) + (C)	No.	As a per centage	As a % of grand total (A) + (B) + (C) of sub-clause (I) (a)	No. of Warrants held	As a % Total number of warrants Of the same class	Number of convertible securities held	As a % total number of convertible securities of the same class	
(I)	(II)	(III)	(IV)	(V)	(VI) = (V) / (III)* 100	(VII)	(VIII)	(IX)	(X)	(XI)	(XII)
1.	Mr. Binod Kumar Kanoria	1500	0.01								1500
2.	Mr. Sanjay Kumar Kanoria	198600	1.87								198600
3.	Ganga Projects Pvt. Ltd.	1979510	18.57								1979510
4.	Anchal Fin Trade Pvt. Ltd.	1385000	12.99								1385000
5.	Alok Fin Trade Pvt. Ltd.	1613125	15.13								1613125
6.	B.S. Traders Pvt. Ltd.	1863550	17.48								1863550
7.	Nandit Inv. Co. Ltd.	47500	0.45								47500
8.	Kanoria Properties Pvt. Ltd.	195000	1.82								195000
9.	Land Mark Dealers Pvt. Ltd.	600000	5.63								600000
<b>TOTAL</b>		<b>7883785</b>	<b>73.95</b>								<b>7883785</b>






## A INFRASTRUCTURE LIMITED

(l)(c)(i) Statement showing holding of securities (including shares, warrants, convertible securities) of persons belonging to the category "Public" and holding more than 1% of the total number of shares


Sr. No.	Name of the shareholder	Details of shares held	Shares as a % of total number of shares {i.e., Grand Total (A)+(B)+(C) Indicated in Statement at para (l) (a) above}	Details of warrants		Details of convertible securities		Total shares (including underlying shares assuming full conversion of warrants and convertible securities) as a % of diluted share capital
				Number Of Warrants held	As a % Total number Of warrants of the same class	Number of convertible securities held	% w.r.t. Total number of convertible securities of the same class	
1.	Rajasthan Industrial Investment Corporation Ltd.	301650	2.83%					301650
2.	Nathdwara Fibre Cement Products Ltd.	1181920	11.09%					1181920
3.	Generatio Next Medical Services Pvt. Ltd.	463060	4.34%					463060
4.	Shurya Production Company Pvt. Ltd.	330000	3.09%					330000
	<b>TOTAL</b>	<b>2276630</b>	<b>21.35%</b>					<b>2276630</b>



## A INFRASTRUCTURE LIMITED

(1)(c)(ii) Statement showing holding of securities (including shares, warrants, convertible securities) of persons (together with PAC) belonging to the category "Public" and holding more than 5% of the total number of shares

Sr. No.	Name of the shareholder	Details of shares held	Shares as a % of total number of shares {i.e., Grand Total (A)+(B)+(C) Indicated in Statement at para (I) (a) above}	Details of warrants		Details of convertible securities		Total shares (including underlying shares assuming full conversion of warrants and convertible securities) as a % of diluted share capital
				Number Of Warrants held	As a % Total number Of warrants of the same class	Number of convertible securities held	% w.r.t. Total number of convertible securities of the same class	
1.	Nathdwara Fibre Cement Products Ltd.	1181920	11.09%					1181920
	<b>TOTAL</b>	<b>1181920</b>	<b>11.09%</b>					<b>1181920</b>



# A INFRASTRUCTURE LIMITED

(I)(d) Statement showing details of locked-in shares

Sr. No.	Name of the shareholder	Number of locked-in shares	Locked-in shares as a percentage of total number of shares {i.e., Grand Total (A)+(B)+(C) indicated in Statement at para (I)(a) above}
1.			
2.			
TOTAL			

(II)(a) Statement showing details of Depository Receipts (DRs)

Sr. No.	Type of outstanding DR (ADRs, GDRs, SDRs, etc.)	Number of outstanding DRs	Number of shares underlying outstanding DRs	Shares underlying outstanding DRs as a percentage of total number of shares {i.e., Grand Total (A)+(B)+(C) indicated in Statement at para (I)(a) above}
1.				
2.				
TOTAL				

(II)(b) Statement showing holding of Depository Receipts (DRs), where underlying shares held by 'promoter/promoter group' are in excess of 1% of the total numbers of shares

Sr. No.	Name of the DR Holder	Type of outstanding DR (ADRs, GDRs, SDRs, etc.)	Number of shares underlying outstanding DRs	Shares underlying outstanding DRs as a percentage of total number of shares {i.e., Grand Total (A)+(B)+(C) indicated in Statement at para (I)(a) above}
2.				
TOTAL				





# A INFRASTRUCTURE LIMITED

(III) (a) Statement showing the voting pattern of shareholders, if more than one class of shares/securities is issued by the issuer.

(Give description of voting rights for each class of security.

Class X:

Class Y:

Class Z :)

Category code	Category of shareholder  (II)	Number of Voting Rights held in each class of securities			Total Voting Rights (III+IV+V)  (VI)	Total Voting Rights i.e. (VI)	
		Class X  (III)	Class Y  (IV)	Class Z  (V)		As a percentage of (A+B) (VII)	As a percentage of (A+B+C) (VIII)
(A)	Promoter and Promoter Group						
(1)	Indian						
(a)	Individuals/ Hindu Undivided Family						
(b)	Central Government / State Government(s)						
(c)	Bodies Corporate						
(d)	Financial Institutions/ Banks						
(e)	Any Other(specify)						
	Sub-Total (A)(1)						
(2)	Foreign						
(a)	Individuals (Non-Resident Individuals/ Foreign Individuals)						
(b)	Bodies Corporate						
(c)	Institutions						
(d)	Any Other (specify)						
	Sub-Total (A)(2)						
	Total Shareholding of Promoter and Promoter Group (A)= (A)(1)+(A)(2)						
(B)	Public shareholding						
(1)	Institutions						
(a)	Mutual Funds/UTI						
(b)	Financial Institutions/Banks						
(c)	Central Government/ State Government(s)						
(d)	Venture Capital Funds						



## A INFRASTRUCTURE LIMITED

(e)	Insurance Companies						
(f)	Foreign Institutional Investors						
(g)	Foreign Venture Capital Investors						
(h)	Any Other (specify)						
	Sub-Total (B)(1)						
(2)	Non-institutions						
(a)	Bodies Corporate						
(b)	Individuals - Individual shareholders holding nominal share capital up to Rs. 1 lakh. Individual shareholders holding nominal share capital in excess of Rs. 1 lakh.						
(c)	Any Other (NRI)						
	Sub-Total (B)(2)						
	Total Public Shareholding (B)= (B)(1)+(B)(2)						
	TOTAL (A)+(B)						
(C)	Shares held by Custodians and against which Depository Receipts have been issued						
	GRAND TOTAL (A)+(B)+(C)						

For A Infrastructure Limited



Director